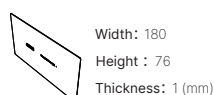


Kmuun PSU

Power Cable Pass through User Manual

v 0.0.2

Cover Plate



Comino PSU Power Host



Wall Box



Installation Screw



Parameter

Power: 150W	UPS Output
Input: 100V~240V AC	24V DC 1A
Standard Mains Output:	12V DC 2A
DC 24V = 6.25A	
DC 12V = 3.00A	

Installation & Appearance:

- Standard 118-type flush box mounting
- Stainless steel magnetic panel design

150W Power Adapter - Dual-mode Smart Power Manager

Equipped with three standard electrical terminals: Live, Neutral and Earth.
Complies with safety standards to ensure power usage safety.


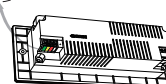
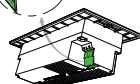
Output Terminals

GND, 24V+, 24V+(UPS), 12V+(UPS)

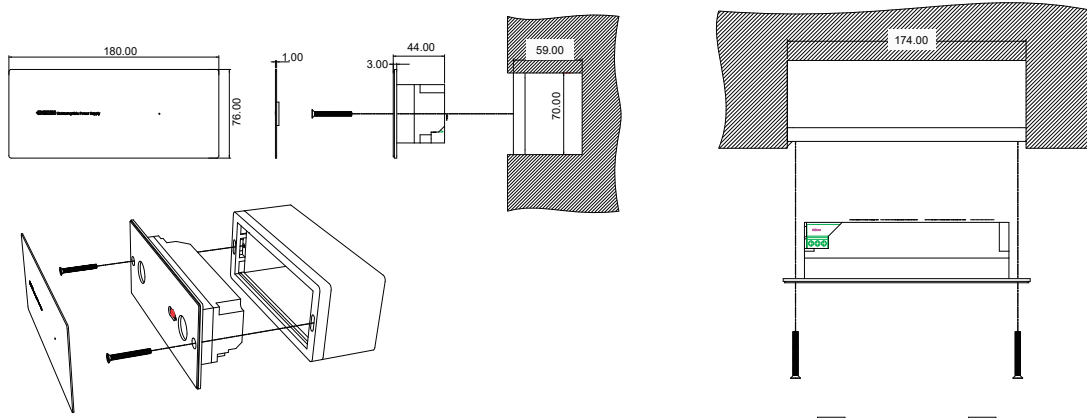
Surface adopts stainless steel magnetic panel design.
Combines durability and aesthetics,
easy for routine inspection and maintenance.

Performance:

- Supports high-power output up to 150W



PSU Installation Diagram



150W Power Adapter – Dual-Mode Smart Power Manager

Nowadays, smart home devices are widely used, and a stable, flexible power supply is essential for their efficient operation. To meet the 24V/12V dual-voltage uninterruptible power demand of wall-mounted smart controllers, Comino presents a PSU wall-mounted power system for standard 118-type flush boxes. With innovative design and proven technology, it offers a dependable power solution for smart home applications.

This Comino UPS power unit features four output ports: GND, 24V+, 24V+ (PSU) and 12V+ (PSU). The 24V+ port delivers steady power for light strips, sensors and regular devices. The 24V and 12V PSU ports support UPS function, keeping core devices like smart access systems and electric motor locks running during mains outages and avoiding system downtime.

It fits standard 118-type flush boxes for easy installation, requiring no major wall modifications and cutting construction time and workload. The stainless steel magnetic panel is durable, stylish and easy to inspect and maintain. Its sleek metallic look also complements home decor. With a maximum output of 150W, it can power multiple smart devices concurrently, acting as a reliable power manager for your smart home.

Precautions

- Read all instructions before use. Damage caused by failure to follow instructions is not covered under warranty.
- Use only manufacturer-specified accessories.
- Do not forcibly disassemble the product to avoid damage.
- Keep the product away from dripping or splashing water.
- Do not wipe the fingerprint reader with sharp objects or corrosive liquids such as thinner, gasoline or 84 disinfectant, as this may cause damage.
- Keep the product clean to prevent surface corrosion.
- Clean with a soft cloth and clean water, and dry the surface immediately afterwards.
- Configure the lock body promptly after installation to avoid potential safety hazards.
- Do not share the administrator password with others.
- If the access card is lost, restore the product to factory settings and reconfigure the keys.

Warranty Information

- In compliance with the Consumer Rights and Interests Protection Law of the People's Republic of China and the Product Quality Law of the People's Republic of China, we provide the official Three Guarantees after-sales service. Details are as follows: The warranty is valid for one year starting from the day after product delivery. If the product has functional faults specified in the Product Functional Fault List and confirmed by Kangmu Service Center, free repair service will be provided within the corresponding warranty period.
- For damages not covered by the warranty or caused by human error, Kangmu Service Center still offers repair services. Relevant fees will be charged according to the actual condition of the product.